

Generating NC EDSS Data Reports for Community Health Assessments

2013 Communicable Disease Conference

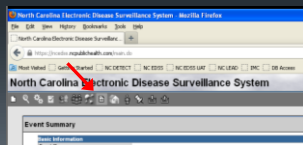
Presentation Outline

- Introduction
- The Report Selection Screen
- Review of Parameters
- Explanation of date basis
- How to Read a Report
- Example cases



Introduction

- How is data in NC EDSS stored?
 - Events
 - Persons
- What is a report and why do I need to use them?



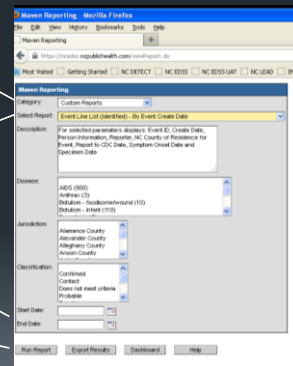
The Report Selection Screen

Report Category

Report Name

Dates

Display Method



Parameters

Important Dates to Consider

- Event create date
 - Also called “Effective date”
- CDC base date
- CDC count date
- Date for reporting

What if the report doesn't have the date basis in the name?

- Examples:
 - LHD Demographic Distribution CD
 - CDC Base Date
 - LHD Reported Case Counts CD
 - CDC Count Date

Upcoming Changes

- ... New report names!
- Report descriptions
 - Purpose/Usage
 - Does report have identifiable information?
 - Who created the report?
- Categories (???)
- Reports catalog → available online in the Communicable Disease Manual

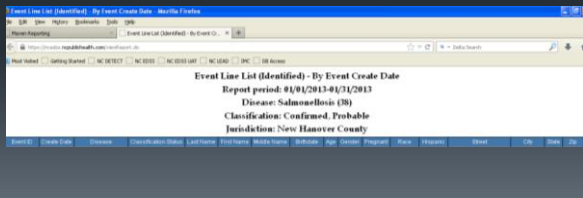


So I ran the report...



Points to Remember #1

- The results you see are based on the parameters you selected
 - If an event that you expect to see doesn't appear, look to the top of the report to confirm that you selected the right parameters



Points to Remember #2

- The results you see are based on your assigned jurisdiction
 - Events where the county of residence is in your jurisdiction
 - Events that have been shared with your jurisdiction
 - Events that you entered into the system


Let's test these rules out!



Case #1



Lives in County A



Event Entered by County A

- On which reports does the event appear?



Event Appears on Reports Run by County A


Case #2



Lives in
County A



Event Entered
by County B



Event Assigned
to County A

- On which reports does the event appear?

Note: The event will also appear on any reports run by the County B user that entered the event.



Event Appears
on Reports Run
by County A

Case #3



Lives in
County A



Event Entered
by County A



Event Shared
with County B

- On which reports does the event appear?



Event Appears on
Reports Run by
County A and County B

How do I know which report to run?

Question 1:

How many cases of ___ condition did we report to the state during ___ time period?

- Use the LHD reports!
 - LHD Reported Case Counts
 - Different reports for GCDC, VPDs, and STDs
- Use the companion reports to see demographic distributions for the group
 - LHD Demographic Distribution

Question 2: Where were the cases of __ condition located during __ time period?

- Use the Mapping Report (Current Address)
 - Only events that have validated addresses will display on the Google map
 - Use the Event ID tagged on the map to look up details on the particular event



Question 3: How many cases of __ condition did we enter in the system during __ time period?

- Use the line lists!
 - Event Line List (Identified) – By Event Create Date
 - Event Line List (Identified) – By Create Date – Composite General CD
 - Event Line List – Deidentified – By Event Create Date



Be careful how you store reports
that have identifiable information!!

Conclusions

- Reports in the NC EDSS system are your friends!
 - They are there to help you do your work
 - You just have to get to know them
- Remember that the NC EDSS Help Desk is always there to help as well!

Any Questions?

